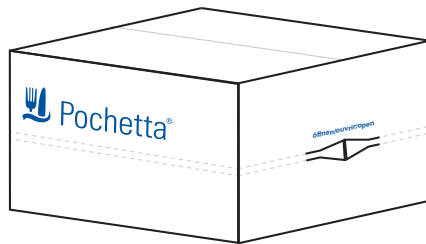



POCHETTA OPENING INSTRUCTIONS

1




Locate opening tabs at the front of the carton

2



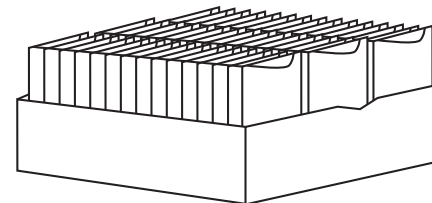
Pull tabs to either side of the box

3



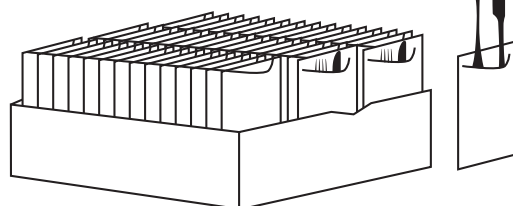
Continue pulling tabs unzipping the top of the carton

4



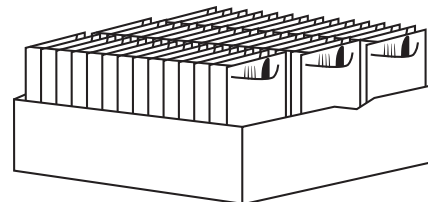
Pochettas are ready to pack with cutlery

5



Simply slide your cutlery down behind the napkin

6



Pack in advance ready for service!

Pochetta Wooden Box for Front of House Presentation

Dimensions

External 478 x 274 x 123mm

Internal 440 x 250 x 120mm



ELAG ast Australia
P.O. Box 375
St. Ives NSW 2075

T 1300 782 129
F 1300 782 105

info@elagaustralia.com
www.elaggroup.com

Forrest Stewardship
Council Certified
MIX FSC® C109307

